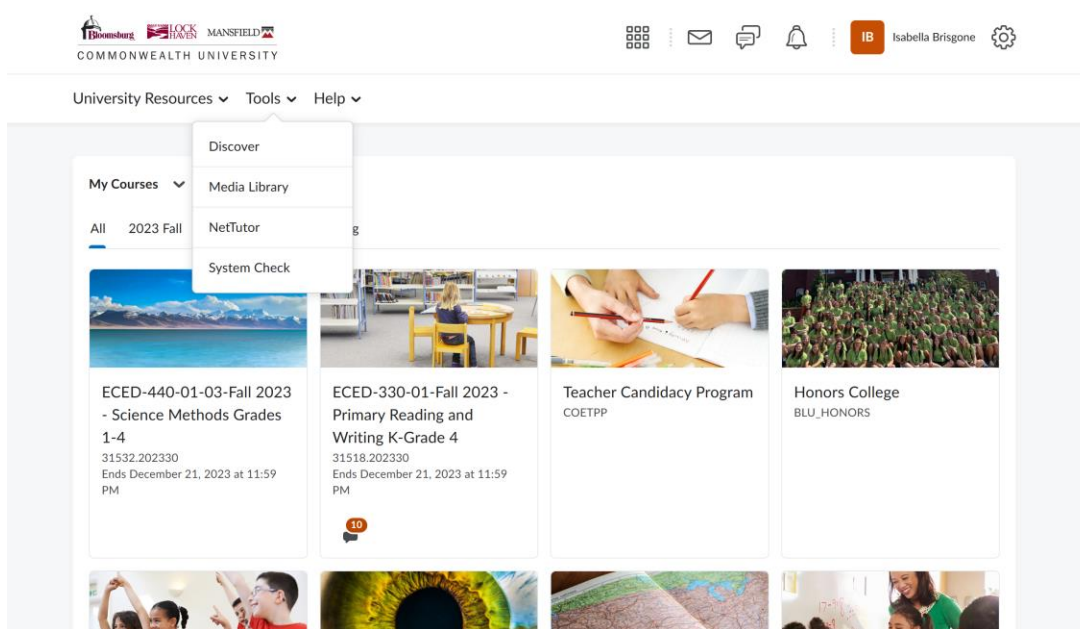
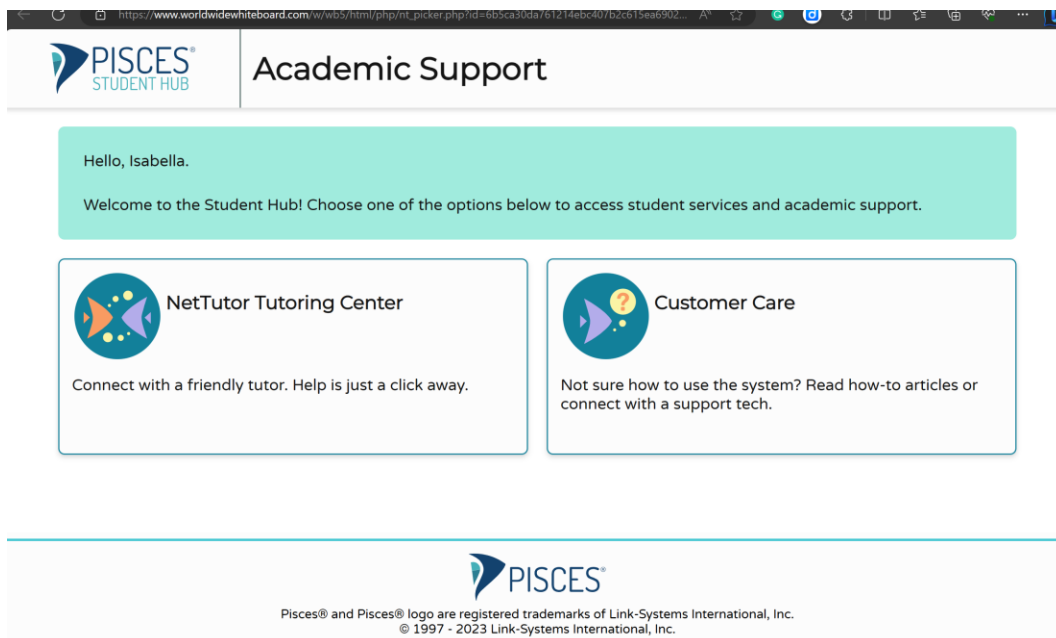


## NetTutor Student User Guide

To access free online tutoring support from NetTutor, first sign into BRIGHTSPACE. From the Student Home Page, Select “Tools” then “NetTutor”.



Select “NetTutoring Tutoring Center” to continue.



You will press continue after the Welcome page.

## Welcome to Commonwealth University NetTutor!

Commonwealth University has established that students may use NetTutor for content specific help in a wide range of subject areas. Click the "Continue" button below to view the list of subjects and connect with a tutor.

In-person and remote writing assistance is available through the Writing and Literacy Engagement Studio (WALES). Please visit the WALES homepage (<https://www.bloomu.edu/offices-directory/writing-and-literacy-engagement-studio-wales>) or contact a representative ([WALES@bloomu.edu](mailto:WALES@bloomu.edu)) for additional guidance.

Commonwealth University also offers peer tutoring, supplemental learning, and academic coaching through the University Learning Center. Please visit the University Learning Center homepage (<https://www.bloomu.edu/offices-directory/university-learning-center-tutoring-services>) or contact a representative (570-389-2720, [tutoring@bloomu.edu](mailto:tutoring@bloomu.edu)) for additional support options.

Don't show this message again.

Continue

Choose the content area for which you need help.

### Please Select a Group to Receive Tutoring in That Area

Accounting



American Sign Language (ASL)



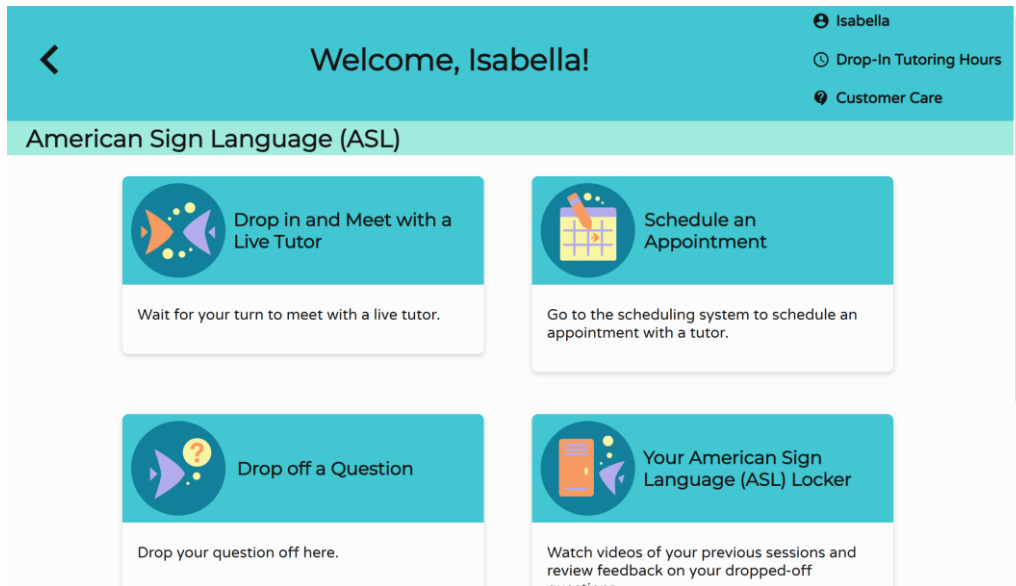
Anatomy and Physiology



Anthropology

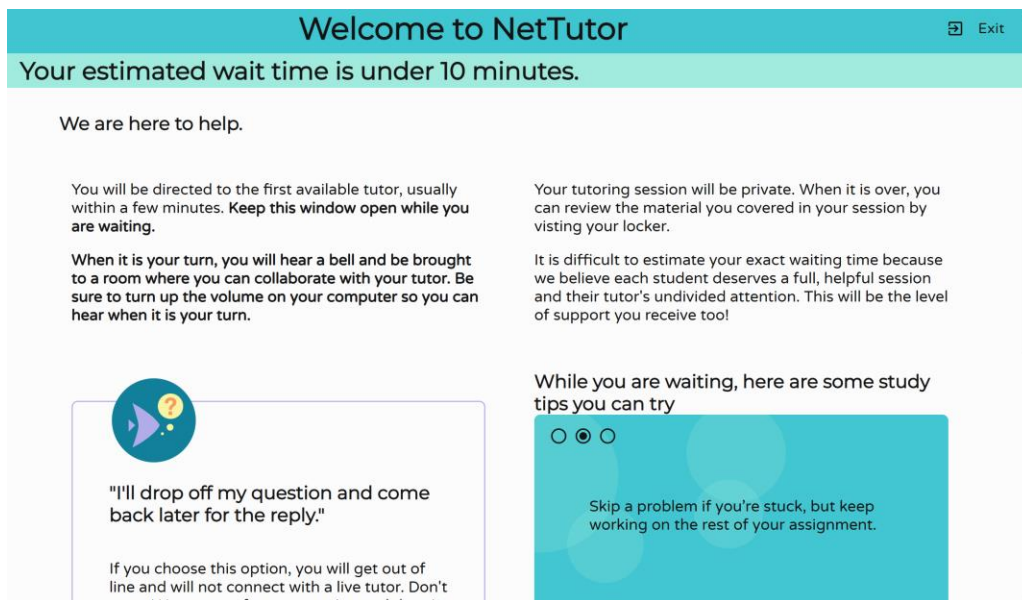


The NetTutor dashboard provides 3 support resources, as well as a locker.



Drop in and Meet with a Live Tutor:

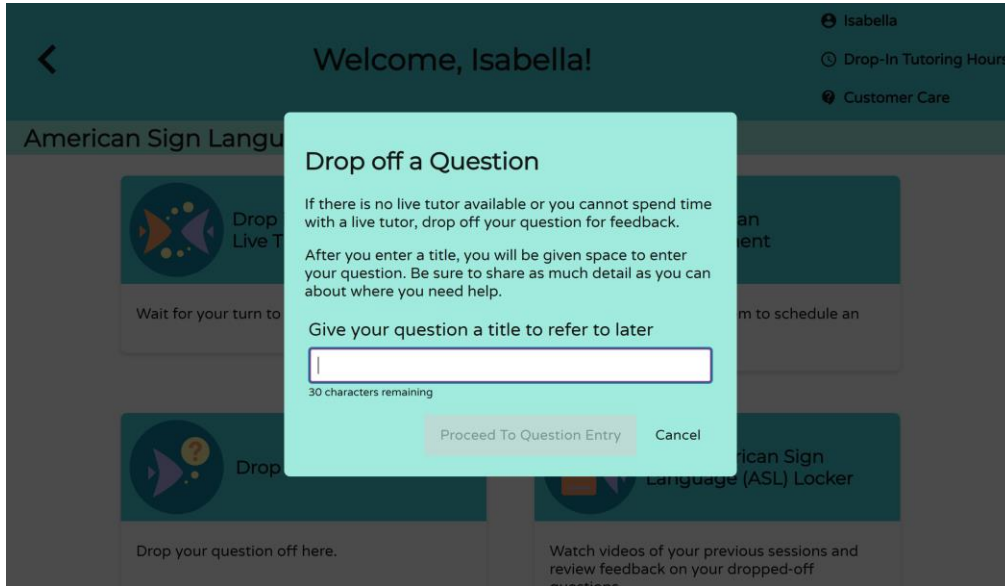
Directs you to an information page where a tutor will be available soon.



### Drop off a Question:

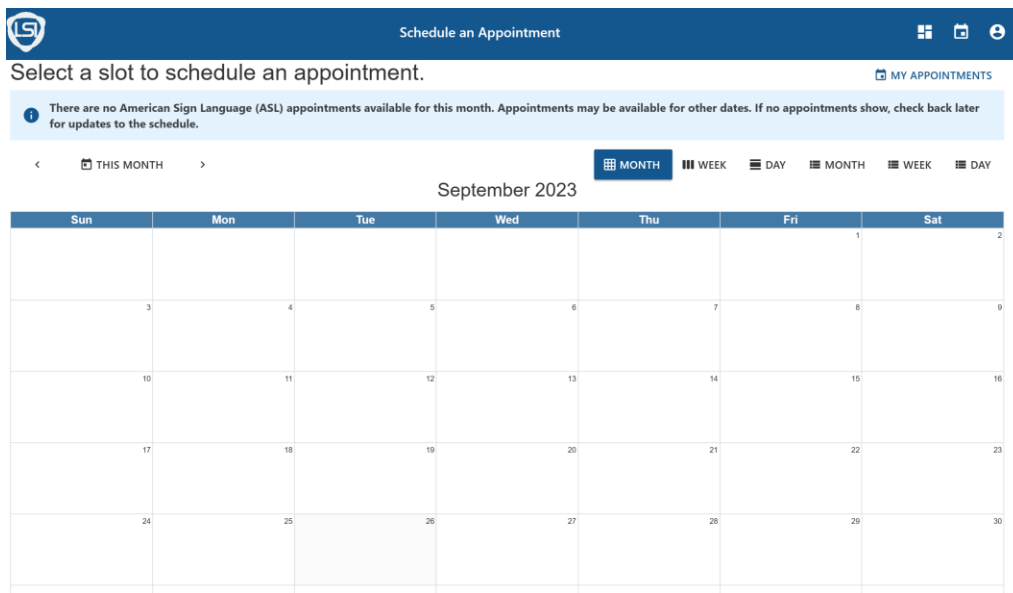
Directs you through two prompts to drop off your question

First, name your question. Second, It will take you to a white board to ask your question. Once you have finished your question, click the “Submit” button in the lower left-hand corner.



### Schedule an Appointment:

Directs you to a calendar to create an appointment with a tutor if available.



The Locker:

Your locker stores all your NetTutor sessions. You can review your live tutoring sessions and previous questions.

The screenshot shows the 'Your American Sign Language (ASL) Locker' interface. At the top, there is a teal header with a back arrow, the title 'Your American Sign Language (ASL) Locker', and user information for 'Isabella'. Below the header is a light green banner with the text 'All your American Sign Language (ASL) Materials in One Place'. The main content area features two white cards: 'Live Tutoring Session History' with a video camera icon and the text 'View videos and download PDF files of your live sessions.', and 'Question Feedback' with a question mark icon and the text '0 questions submitted' and '0 questions returned with feedback'. At the bottom, the NetTutor logo is displayed, along with links for 'End User License Agreement' and 'Privacy Policy'.

Isabella

Drop-In Tutoring Hours

Customer Care

## Your American Sign Language (ASL) Locker

All your American Sign Language (ASL) Materials in One Place

### Live Tutoring Session History

View videos and download PDF files of your live sessions.

### Question Feedback

0 questions submitted  
0 questions returned with feedback

**NetTutor**  
ONLINE TUTORING

[NetTutor® End User License Agreement](#) [Privacy Policy](#)