

i **This site is being upgraded.** It's an early, in-progress version of an improved ESF Transparency Portal.



U.S. DEPARTMENT OF EDUCATION

Education Stabilization Fund

ESF / ESF Reporting / HEERF - 075991430 - Year One - Review

HEERF Fund Annual Report - Year One

Submitted

Last Modified: hfeldhau@bloomu.edu - 5/6/2022, 3:12:07 PM

— 1 — 2 — 3 — 4 — 5 — 6 — 7 — 8 — 9 — 10 — 11 **Review**

Instructions ▼

BLOOMSBURG UNIVERSITY OF PENNSYLVANIA - Review ^

Expand All

Collapse All

General Information ^

Institutional Identifiers and Contact Information:

Institution Name

BLOOMSBURG UNIVERSITY OF PENNSYLVANIA

DUNS #

075991430

Please identify the OPEID(s) for this institution:

003315 ⌵

Please report on these HEERF grant PR/Award Numbers:

PR Number 1 P425E200414 (Student Aid)	Awarded Amount 1 \$3,953,393.00
PR Number 2 P425F200292 (Institutional Aid)	Awarded Amount 2 \$3,953,392.00
Total Awarded Amount	Total Awarded Amount \$7,906,785.00

Who is the lead contact for this annual data collection?

Name Amanda Kishbaugh	Title Director of Financial Aid
Telephone (570) 389-4497	E-mail akishba2@bloomu.edu

Funds Expended ^

1) Did you expend all of your HEERF funds prior to the end of the reporting period, making this your final annual report? *

Yes

No

Websites ^

2) Reporting on institution websites:

a) CARES HEERF quarterly reporting webpage <https://bloomu.edu/aid>
URL:

- b) Student Portion Reporting: Provide all active website URLs posted by your campus, or by the institution on behalf of your campus(es), as required by the August 31 notice in the Federal Register ⓘ (including any URLs that are still active that provide archived information).

https://bloomu.edu/aid

- c) Institutional Portion, (a)(2), and (a)(3) Reporting: Provide all active website URLs posted by your campus, or by institutions on behalf of your campus(es) as required by the quarterly Higher Education Emergency Relief Fund (HEERF) Data Collection Form ⓘ (including any URLs that are still active that provide archived information).

https://bloomu.edu/aid

Student Eligibility ^

- 3) How did your institution determine which students were eligible ⓘ to receive emergency financial aid grants under any of the CARES Act HEERF programs?

- a) My institution has received an Institutional Student Information Record (ISIR) or Student Aid Report (SAR) on file that verifies student eligibility for Title IV, federal student aid (Title IV aid).

Yes	No
-----	----

- b) My institution allowed students to attest to their eligibility for Title IV aid by completing an alternative application form developed by the institution for this purpose.

Yes	No
-----	----

c) My institution used another method for determining which students were eligible to receive emergency financial aid grants under the CARES Act.

Yes	No
-----	----

Aid Determination



4) How did your institution determine which students received emergency financial aid grants to students and how much each student would receive? Please indicate if any of the following strategies were used.

4.1) Did you distribute the same amount to all eligible students regardless of different circumstances? *

Yes	No
-----	----

4.1.1) Did you ask students to apply for funds?

Yes	No
-----	----

4.1.1.1) Did you use that application to determine the amount of a student's emergency financial aid grant?

Yes	No
-----	----

i) What needs did you prioritize to determine the amount of the student's award?

a) Food

Yes	No
-----	----

b) Housing

Yes	No
-----	----

c) Course materials

Yes	No
-----	----

d) Technology

Yes	No
-----	----

e) Health care

Yes	No
-----	----

f) Child care

Yes	No
-----	----

g) Other

Yes	No
-----	----

4.1.2) Did you use any institutional administrative data (pre-existing data that did not come from a HEERF-specific application form) in determining the amount of funds awarded to students?

Yes	No
-----	----

4.1.2.1) Which of these student factors did you prioritize in the grant determination process?

i) Enrollment intensity (i.e., full-time/part-time status, number of credits the student is taking, etc.)

Yes	No
-----	----

ii) Location (i.e., branch campus)

Yes	No
-----	----

iii) Pell Grant eligibility

Yes	No
-----	----

iv) FAFSA data elements

Yes	No
-----	----

a) Which FAFSA data elements did you use?

1) FAFSA Family Income

Yes	No
-----	----

2) Estimated Family Contribution

Yes	No
-----	----

3) Independent/dependent status

Yes	No
-----	----

v) On-campus/distance education status

Yes	No
-----	----

vi) On-campus/off-campus living arrangements

Yes	No
-----	----

vii) Academic level

Yes	No
-----	----

viii) Other

Yes	No
-----	----

Aid Distribution



5) How did your institution distribute the emergency financial aid grants to students?

a) Checks

Yes	No
-----	----

b) Electronic funds transfer /Direct deposit

Yes	No
-----	----

c) Debit cards

Yes	No
-----	----

d) Payment apps

Yes	No
-----	----

e) Other

Yes	No
-----	----

Emergency Grants ^

6) Did your institution provide any instructions, directions, or guidance to students (e.g. FAQs) about the emergency financial aid grants upon disbursement? *

Yes	No
-----	----

a) Upload PDF/MS Word document instructions, directions, or guidance (up to 5 files):

or

b) Provide any active URLs with instructions, directions, or guidance on how to use the grants:

http://departments.bloomu.edu/finaid/Forms/Student_Email.pdf

Emergency Financial Aid ^


7) Use the instructions noted in the Appendix to complete the following table

Emergency Financial Aid Grants Awarded to Students (direct grants and amounts reimbursed)

Number of Students	Amount Disbursed - Section 18004(a)(1)	Minimum and Maximum Aw:
--------------------	--	-------------------------

--	--	--


Number of Eligible Students

7.1) How many students were eligible to receive HEERF emergency grants made available under section 18004 of the CARES Act  ?

7.1.1) All HEERF Emergency Financial Aid Grant eligible students

6,517

7.1.2) Undergraduates 

i) Full-time students 



Pell grant recipient

a) 2,164



Non-Pell grant recipient

b) 3,637

ii) Part-time students

Pell grant recipient

a) 141

Non-Pell grant recipient

b) 203

7.1.3) Graduates

i) Full-time students

Full-time students

235

ii) Part-time students

Part-time students

137


Number of HEERF Student Recipients – Emergency Grants to Students (unduplicated)

7.2) How many students received emergency financial aid grants provided under Section 18004 of the CARES Act? (unduplicated across all HEERF sections)

7.2.1) All HEERF Emergency Financial Aid Grant eligible students

5,122

7.2.2) Undergraduates 

i) Full-time students 



Pell grant recipient

a) 2,164



Non-Pell grant recipient

b) 2,308

ii) Part-time students

Pell grant recipient

a) 141

Non-Pell grant recipient

b) 154

7.2.3) Graduates

i) Full-time students

Full-time students

223

ii) Part-time students

Part-time students

132



The amounts displayed under the Summary section are auto-calculated based on the responses entered in the Number of HEERF Student Recipients and the HEERF Amount Disbursed questions


HEERF Amount of Grants Disbursed

What was the amount of grants disbursed to students through all HEERF funds?

All HEERF Emergency Financial Aid Grant eligible students

\$3,913,208.00

Undergraduates 

i) Full-time students 



Pell grant recipient

a) \$1,727,832.00



Non-Pell grant recipient

b) \$1,764,389.00

ii) Part-time students

Pell grant recipient

a) \$108,257.00

Non-Pell grant recipient

b) \$122,322.00

Graduates

i) Full-time students

Full-time students

\$122,856.00

ii) Part-time students

Part-time students

\$67,552.00


Average HEERF Amount Awarded

Among students who received HEERF emergency financial aid grants, what was the average award amount per student?

All HEERF Emergency Financial Aid Grant eligible students

\$764.00

Undergraduates 

i) Full-time students 



Pell grant recipient

a) \$798.44



Non-Pell grant recipient

b) \$764.47

ii) Part-time students

Pell grant recipient

a) \$767.78

Non-Pell grant recipient

b) \$794.30

Graduates

i) Full-time students

Full-time students

\$550.92

ii) Part-time students

Part-time students

\$511.76

Funds Expended Categories



8) Provide the total amount of HEERF funds expended on the categories provided.

Please note that the CARES Act prohibits the use of funding for the provision of pre-enrollment recruitment activities; endowments; or capital outlays associated with facilities related to athletics, sectarian instruction, or religious worship. In addition, please note that this template is meant to serve as a guide, and therefore IHEs are not required to categorize amounts in every category listed but only those that IHEs found applicable to their unique circumstances. Lastly, reported numbers should be consistent with previously published quarterly funding reports (the sum of quarterly reports should equal the value of the annual report).

8.1) Providing additional emergency financial aid grants to students.

Amount in (a)(1) institutional dollars	Amount in (a)(2) dollars, if applicable	Amount in (a)(3) dollars, if applicable
\$	\$	\$

8.2) Providing reimbursements for tuition, housing, room and board, or other fee refunds.

Amount in (a)(1) institutional dollars	Amount in (a)(2) dollars, if applicable	Amount in (a)(3) dollars, if applicable
\$3,927,229	\$	\$

8.3) Providing tuition discounts.

Amount in (a)(1) institutional dollars	Amount in (a)(2) dollars, if applicable	Amount in (a)(3) dollars, if applicable
<i>Not Applicable</i>	\$	\$

8.4) Covering the cost of providing additional technology hardware to students, such as laptops or tablets, or covering the added cost of technology fees.

Amount in (a)(1) institutional dollars	Amount in (a)(2) dollars, if applicable	Amount in (a)(3) dollars, if applicable
\$26,163	\$	\$

8.5) Providing or subsidizing the costs of high-speed internet to students or faculty to transition to an online environment.

Amount in (a)(1) institutional dollars	Amount in (a)(2) dollars, if applicable	Amount in (a)(3) dollars, if applicable
\$	\$	\$

- 8.6) Subsidizing off-campus housing costs due to dormitory closures or decisions to limit housing to one student per room; subsidizing housing costs to reduce housing density; paying for hotels or other off-campus housing for students who need to be isolated; paying travel expenses for students who need to leave campus early due to coronavirus infections or campus interruptions.


Amount in (a)(1) institutional dollars	Amount in (a)(2) dollars, if applicable	Amount in (a)(3) dollars, if applicable
\$	\$	\$

- 8.7) Subsidizing food service to reduce density in eating facilities, to provide pre-packaged meals, or to add hours to food service operations to accommodate social distancing.

Amount in (a)(1) institutional dollars	Amount in (a)(2) dollars, if applicable	Amount in (a)(3) dollars, if applicable
\$	\$	\$

- 8.8) Costs related to operating additional class sections to enable social distancing, such as those for hiring more instructors and increasing campus hours of operations.

Amount in (a)(1) institutional dollars	Amount in (a)(2) dollars, if applicable	Amount in (a)(3) dollars, if applicable
\$	\$	\$

- 8.9) Campus safety and operations. 


Amount in (a)(1) institutional dollars	Amount in (a)(2) dollars, if applicable	Amount in (a)(3) dollars, if applicable
\$	\$	\$

- 8.10) Purchasing, leasing, or renting additional instructional equipment and supplies (such as laboratory equipment or computers) to reduce the number of students sharing equipment or supplies during a single class period and to provide time for disinfection between uses.

Amount in (a)(1) institutional dollars	Amount in (a)(2) dollars, if applicable	Amount in (a)(3) dollars, if applicable
\$	\$	\$

8.11) Replacing lost revenue due to reduced enrollment.

Amount in (a)(1) institutional dollars	Amount in (a)(2) dollars, if applicable	Amount in (a)(3) dollars, if applicable
<i>Not Applicable</i>	\$	\$

8.12) Replacing lost revenue from non-tuition sources (i.e., cancelled ancillary events; disruption of food service, dorms, childcare or other facilities; cancellation of use of campus venues by other organizations, lost parking revenue, etc.). 

Amount in (a)(1) institutional dollars	Amount in (a)(2) dollars, if applicable	Amount in (a)(3) dollars, if applicable
<i>Not Applicable</i>	\$	\$

8.13) Purchasing faculty and staff training in online instruction; or paying additional funds to staff who are providing training in addition to their regular job responsibilities.


Amount in (a)(1) institutional dollars	Amount in (a)(2) dollars, if applicable	Amount in (a)(3) dollars, if applicable
\$	\$	\$

8.14) Purchasing, leasing, or renting additional equipment or software to enable distance learning, or upgrading campus wi-fi access or extending open networks to parking lots or public spaces, etc.

Amount in (a)(1) institutional dollars	Amount in (a)(2) dollars, if applicable	Amount in (a)(3) dollars, if applicable
\$	\$	\$

8.15) Other Uses of (a)(1) Institutional Portion funds. 

Amount in (a)(1) institutional dollars	Amount in (a)(2) dollars, if applicable	Amount in (a)(3) dollars, if applicable
\$	<i>Not Applicable</i>	<i>Not Applicable</i>

8.16) Other uses of (a)(2) or (a)(3) funds, if applicable. 

Amount in (a)(1) institutional dollars	Amount in (a)(2) dollars, if applicable	Amount in (a)(3) dollars, if applicable
<i>Not Applicable</i>	\$	\$

8.17) Annual Expenditures for each Program

Amount in (a)(1) institutional dollars	Amount in (a)(2) dollars, if applicable	Amount in (a)(3) dollars, if applicable
\$3,953,392.00	\$0.00	\$0.00

8.18) Total of Annual Expenditures

Total Expenditures
\$3,953,392.00

Students Who Received Funds



9) Provide the number of students who ever received HEERF grant funds in the reporting period and their enrollment status at the end reporting period

- a) How many students received emergency financial aid grants through any of the HEERF funds? 5,122

- b) How many of the students who ever received HEERF Emergency Financial Aid Grants dropped out (withdrawal without a completion record or return to school since receiving funds)? 553

- c) How many of the students who ever received HEERF Emergency Financial Aid Grants are still enrolled at your institution? 3,435

- d) How many of the students who ever received HEERF Emergency Financial Aid Grants have completed their program of study at your institution? 1,134

- e) Withdrawal rate for students who received HEERF Emergency Financial Aid Grants 10.80%

Full-Time Equivalent (FTE) Positions ^

10) Provide the number of full-time equivalent (FTE) positions as of the listed reporting dates.

(The number of FTE positions includes all staff regardless of whether the position is funded by Federal, State, local, or other funds—including instructional and non-instructional staff and contractors—and equals the sum of the number of full-time positions plus the full-time equivalent of the number of part-time positions.)

Full-time equivalent (FTE) positions as of September 30, 2018	Full-time equivalent (FTE) positions as of September 30, 2019	Full-time equivalent (FTE) positions as of March 13, 2020	Full-time equivalent (FTE) positions on the last day of the reporting period
1,068.3	1,036.2	1,047.0	958.5

Previous

Cancel

Submit

Export Data

End Notes v

Burden Statement v

Site Resources

 [About the Data](#)

 [Grantee Help](#)

 [Data Download](#)

 [API Documentation](#)

 [Glossary](#)

 [ESF Contacts](#)

 [About the Data](#)

 [Grantee Help](#)

 [Data Download](#)

 [API Documentation](#)

 [Glossary](#)

 [ESF Contacts](#)



www.covid-relief-data.ed.gov

An official website of the Department of Education

Website Policies

Looking for U.S. government information and services? **Visit USA.gov**

Looking for U.S. government information and services? **Visit USA.gov**

U.S. Department of Education



Contact Us

1-800-USA-LEARN

U.S. Department of Education



Contact Us

1-800-USA-LEARN